

**APPLYING FOR UNDERGROUND SERVICE  
COMMERCIAL/INDUSTRIAL  
(937) 778-2077**

## **UNDERGROUND SERVICE - Commercial/Industrial**

This Service Policy identifies the responsibility of the City and Customer in providing materials and labor for electrical service to new or upgraded facilities. The customer has the responsibility to notify the Municipal Power System for review and approval of all plans for construction, concerning electrical service, prior to commencing construction. The option for overhead or underground service will be determined by the City. All customer electrical installations must be inspected and approved by the City's designated electrical inspector prior to the City energizing the service. The following information is attached to the back of this packet to help provide a better understanding of the policies of PMPS:

List of Approved Meter Sockets

Padmount Transformer Pad Specifications (Large and Small)

### **Temporary Service**

After the customer has made a request for temporary power, a representative of PMPS will stake a location. It will generally be located within 70 feet of a service pole. It should be braced and tall enough to allow a minimum of 12 ft. of ground clearance at its lowest point. PMPS will try to locate the pole so that it does not interfere with vehicular traffic. There should be a minimum of 18 inches of loose ends at the point of service attachment.

## **Commercial/Industrial**

**The customer will need to meet with a representative from PMPS's engineering department, before installing any wiring or equipment. to discuss service arrangements and to have your meter base location spotted.** This policy must be adhered to if the customer is to prevent bearing unnecessary expense.

The customer is required to provide a concrete pad for the transformer and a meter box and current transformer cabinet (if required) all in accordance with specifications provided by the City and all to be installed at a location agreeable to the customer and the City. The customer is required to provide, in accordance with specification provided by the City, a trench, provide and install conduit and backfill the trench from a point designated by the City to the transformer and/or from the transformer to the customer service entrance (if required). The City will provide the cable and labor to install the primary cable (please see the Primary Extension section below for a detail description of the installation). The customer is required to provide materials and labor for secondary cable installation from the transformer to the customer facilities. The City will make all connections to the transformer. The transformer is provided by and installed by the City, except for Primary Services where the customer provides and installs the transformer(s).

## **Primary Extensions**

When secondary service is not available and extension of underground primary is required to serve the location, the customer or the developer shall meet with PMPS representative before any construction begins. In addition. The customer will be responsible for opening and closing the necessary trench to a depth of **36 or 42 inches** and installing **schedule 40 (schedule 80 under roadways), 4 inch** conduit per phase and **long sweep schedule 80 elbows** at each end of the trench. Any deviations in direction and/or evenness of bottom of trench should be minor to aid in the ease of pulling wire through the conduit. A **stout cord** should be installed in the conduit with its ends available at each conduit stub-up. It will be the customers' responsibility to bury the provided transformer pedestal or provide a concrete pad to the standards designated by PMPS. A **high voltage warning tape** is to be installed as the trench is back filled and placed one foot minimum and two foot maximum above the primary conduit.

### **Voltages Available**

The City will furnish only the following standard voltages and connections:

- Residential, Commercial and Light Industry (100 kW maximum demand)
  - Single phase 120/240 volts or 120/208 volts (if available)
- Commercial and Industrial (above 100 kW demand)
  - Three phase 4-wire grounded wye connected. 120/208 or 277/480 volts.
- Primary voltage services are available for large customers at 13.2 kV and 69 kV

Please see attached spec sheets and service steps for more detail. If you have questions contact the PMPS at (937) 778-2077 or email at [nhutchison@piquaoh.org](mailto:nhutchison@piquaoh.org)

Piqua Power System  
Approved Meter Sockets  
As of 01-01-2007

**Meter Sockets may be purchased at:**

<b>City Electric Supply</b>	<b>(937) 335-6908</b>
<b>All Phase, in Springfield</b>	<b>(937) 323-7555</b>
<b>Piqua Electric, in Piqua</b>	<b>(937) 773-2027</b>
<b>Dickman Supply</b>	<b>(937)-492-6166</b>

Or any place that sells Milbank products or visit their web site at [www.milbankmfs.com](http://www.milbankmfs.com)

**Single Phase** 120/240 Volt or 120/208 Volt - 200 Amp or less

**Milbank Cat. #U9551-RRL**

A grounded fifth terminal, Milbank Kit #K3866, must be installed in the 9:00 position for 120/208 volt operation.

**Single Phase** 120/240 Volt or 120/208 Volt - 320 Amp (for use on 400 amp service)

**Milbank Cat. #U4905-X**

A grounded fifth terminal, Milbank Kit #K3866, must be installed in the 9:00 position for 120/208 volt operation

**Single Phase Double Meter** 120/240 Volt or 120/208 Volt - 200 Amp or less

**Milbank Cat. #U2872-XT**

**Single Phase 3 or more ganged** 120/240 Volt or 120/208 Volt 200 Amp or less (**horizontally hung**)

**Milbank Cat. #U2873-XT (3), U2874-XT (4), U2875-XT (5), U2876-XT (6)**

**Single Phase 3 or more ganged** 120/240 Volt or 120/208 Volt 200 Amp or less (**vertically hung comes with main breakers**)

**Milbank Cat. #U4373-XT (3), U4374-XT (4), U4375-XT (5), U4376-XT (6)**

**Three Phase** 120/208 Volt - 200 Amp or less

**Milbank Cat. #U9701-RRL**

**Three Phase** 120/208 Volt - 320 Amp (for use on 400 Amp Service)

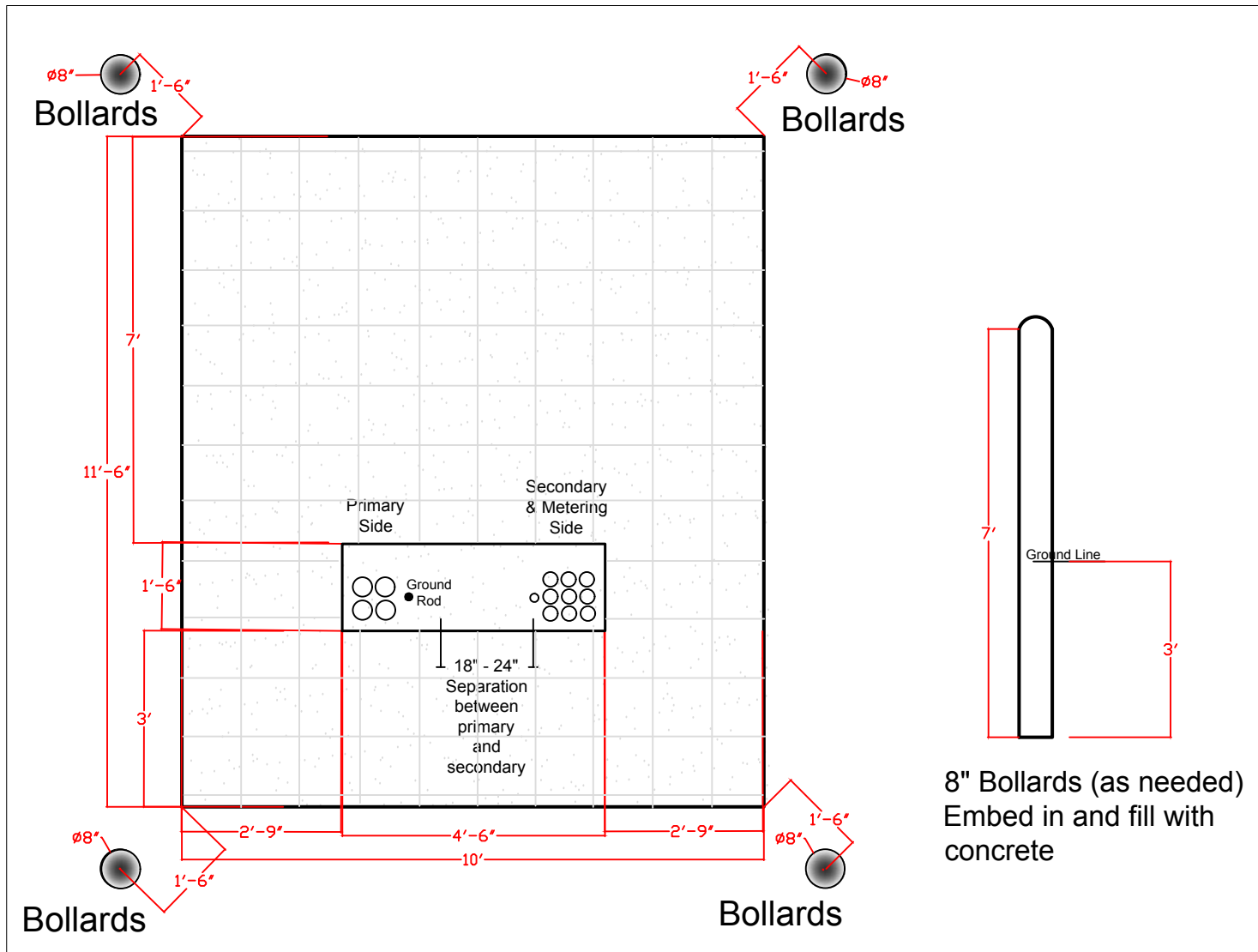
**Milbank Cat. #U2594-X**

Three Phase 120/208 Volt or 277/480 Volt (greater than 400 Amp service)

Current Transformer type metering

**Milbank Cat. #UC-7461-RL-131 with Test Switch #TS10-0109 wired according to Milbank Wiring Diagram "J".**

If used with an overhead feed a Milbank #A7514 1" hub must be installed.



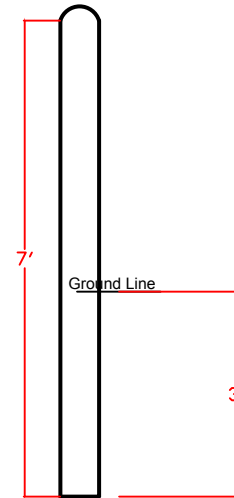
Primary: 3 - 4" PVC OR 1 - 6" PVC  
(Supplied by Contractor)

Secondary: As needed (Supplied by Contractor)

Metering: 1" PVC (Supplied by Contractor)

Ground Rod: 1 - 5/8" Rod (Supplied by City)

Meter Socket: Milbank Catalog #UC7461-RL-131 with Test Switch #T510-0109 wired according to Milbank wiring diagram "J" (Supplied by contractor)



8" Bollards (as needed)  
Embed in and fill with concrete

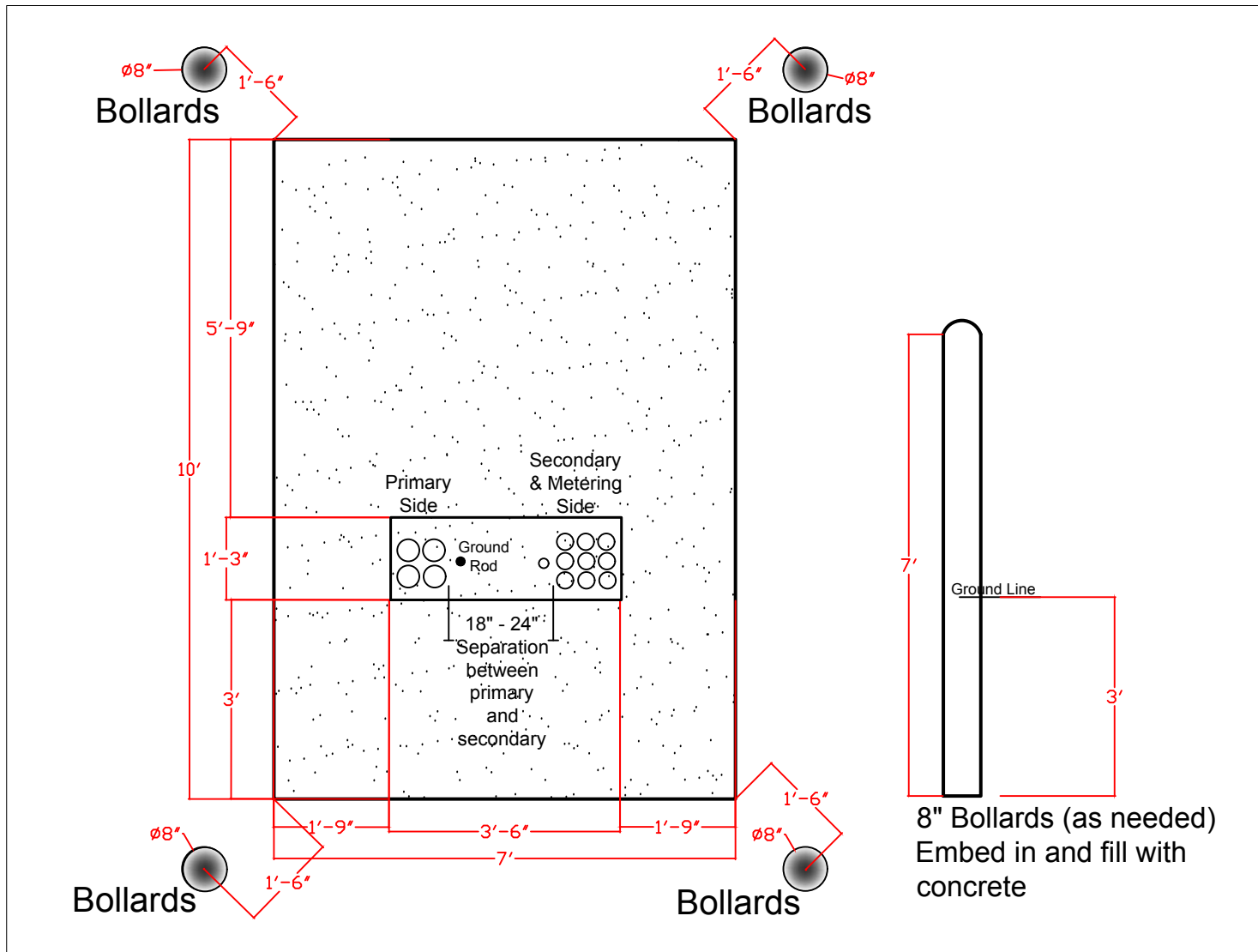
### Notes:

- Pad to be 6" of Class "C" concrete 4500#
- Pour on 4" base of compacted stone
- Re-bar as shown - 1' spacing, both directions
- The contractor is to supply all labor and materials (except as indicated) for transformer pad and protective equipment.

500 - 2500 kVA Trans. Pad 3 Phase

*Piqua Power System*

SIZE <b>A</b>	FSCM NO.	DWG NO.	REV <b>10/28/21</b>
SCALE			SHEET



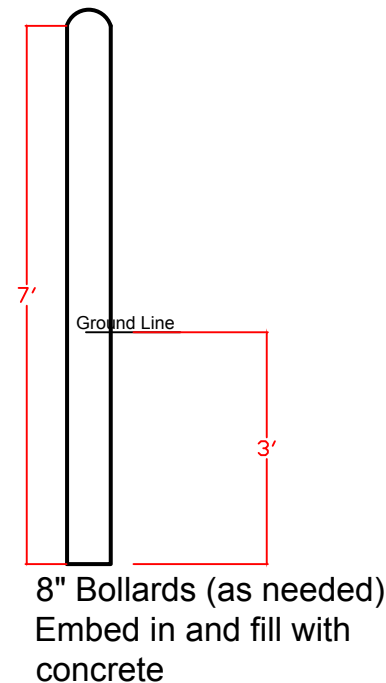
Primary: 3 - 4" PVC or 1 - 6" PVC  
(Supplied by Contractor)

Secondary: As needed (Supplied by Contractor)

Metering: 1" PVC (Supplied by Contractor)

Ground Rod: 1 - 5/8" Rod (Supplied by City)

Meter Socket: Milbank Catalog #UC7461-RL-131 with Test Switch #T510-0109 wired according to Milbank wiring diagram "J" (Supplied by contractor)



**Notes:**

- Pad to be 6" of Class "C" concrete 4500#
- Pour on 4" base of compacted stone
- The contractor is to supply all labor and materials (except as indicated) for transformer pad and protective equipment.

75 - 300 kVA Trans. Pad 3 Phase

*Piqua Power System*

SIZE <b>A</b>	FSCM NO.	DWG NO.	REV <b>10/28/21</b>
SCALE			SHEET